ROOF VENTILATOR





CABINET ROOF FAN F2E-DH series

Installation conditions

- Small size and light weight
- Not occupying excess space
- Adopting high-performance, industrial grade ball bearing fans
- Completely reduce the internal temperature of the cabinet in a short period of time

SPECIFICATION

Fan model	F2E190-230-DH	F2E220-230-DH	F2E225-230-DH
Rated working voltage V/Hz	230V AC 50/60Hz	230V AC 50/60Hz	230V AC 50/60Hz
Air flow rate, free blowing	570/620m³/h	860/1000m³/h	1200/1340m³/h
Air flow rate, Equipped with standard filter mat	1xLK6626.300: 456/496m³/h	1xLK6626.300: 688/540m³/h	1xLK6626.300: 960/1072m³/h
Rated current	0.26/0.34A	0.38/0.40A	0.60/0.88A
Power	58/75W	85/90W	120/180W
Noise level	62/64dBA	73/74dBA	69/71dBA
Temperature range	-10˚C~60˚C	-10˚C~60˚C	-10˚C~60˚C

DIMENSION (mm)

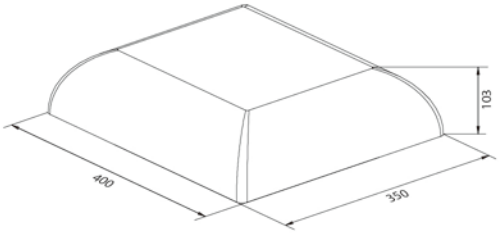

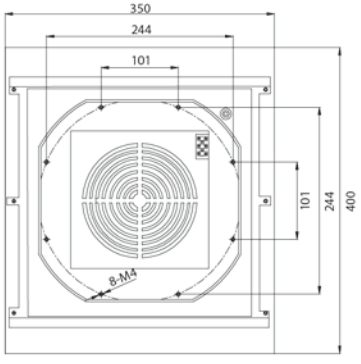

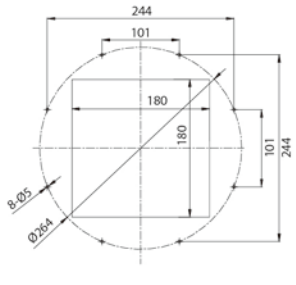

Opening size

F2E-DP series CABINET ROOF FAN





IP32 CE -20 +80 ℃

Installation conditions

- Small size and light weight
- Not occupying excess space
- Adopting high-performance, industrial grade ball bearing fans
- Completely reduce the internal temperature of the cabinet in a short period of time

SPECIFICATION

Fan model	F2E190-230-DP (115V,400V Customizable)	F2E220-230-DP (115V,400V Customizable)	F2E225-230-DP (115V,400V Customizable)
Rated working voltage V/Hz	230V AC 50/60Hz	230V AC 50/60Hz	230V AC 50/60Hz
Air flow rate, free blowing	570/620m³/h	860/1000m³/h	1200/1340m³/h
Air flow rate, Equipped with standard filter mat	1xLK6626.300: 456/496m³/h	1xLK6626.300: 688/720m³/h	1xLK6626.300: 960/1072m³/h
Rated current	0.28/0.31A	0.38/0.40A	0.60/0.88A
Power	58/75W	85/90W	120/180W
Noise level	59/61dBA	67/70dBA	68/71dBA
Temperature range	-10°C~60°C	-10°C~60°C	-10°C~60°C

DIMENSION (mm)

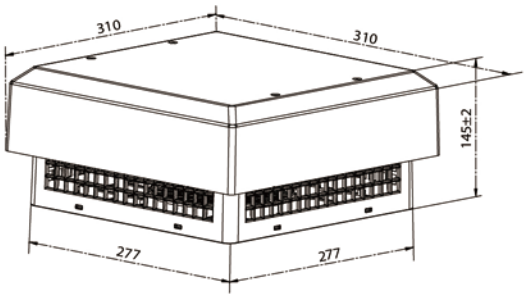

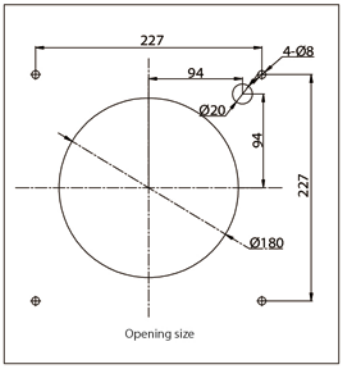

Data page for ref only ,
details & doubts please email: info@linkwell.org

CABINET ROOF FAN KTF-31 series



CHARACTERISTIC

- Large output range and high efficiency,
  Air volume output range: 570-1340m³/h
- Color: RAL 7035
- High protection level
- International certification and licensing
- IP32; IP54(filter pad)

Installation and maintenance are very simple
Innovative snap fasteners support flexible locking of fans from the outside or inside
Easy electrical connection through plugs
Easy to maintain, allowing users to quickly replace the filter pad of the fan

SPECIFICATION

Fan model	KTF3139.230 (115V,400V Customizable)	KTF3140.230 (115V,400V Customizable)	KTF3141.230 (115V,400V Customizable)
Rated working voltage V/Hz	230V AC 50/60Hz	230V AC 50/60Hz	230V AC 50/60Hz
Air flow rate, free blowing	570/620m³/h	860/1000m³/h	1200/1340m³/h
Air flow rate, Equipped with standard filter mat	1xLK6626.300: 456/496m³/h	1xLK6626.300: 688/720m³/h	1xLK6626.300: 960/1072m³/h
Rated current	0.28/0.31A	0.38/0.40A	0.60/0.88A
Power	58/75W	85/90W	120/180W
Noise level	59/61dBA	67/70dBA	68/71dBA
Temperature range	-10°C~60°C	-10°C~60°C	-10°C~60°C

DIMENSION (mm)

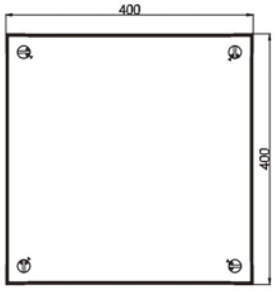

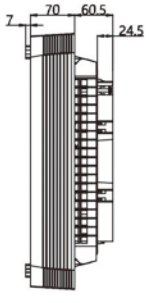

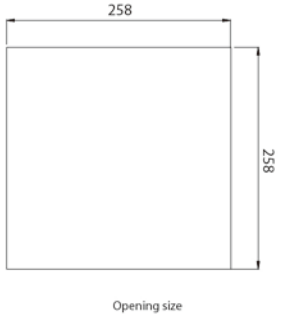

Opening size

KTF-21 series CABINET ROOF FAN





IP32 CE -25 +55

Installation conditions

- Installation and maintenance are very simple
- Innovative snap fasteners support flexible locking of fans from the outside or inside
- Easy electrical connection through plugs
- Easy to maintain, allowing users to quickly replace the filter pad of the fan

SPECIFICATION

Fan model	KTF21.230 (115V,400V Customizable)	KTF21.048	KTF20.230 (115V,400V Customizable)
Rated working voltage V/Hz	230V AC 50/60Hz	48V DC	230V AC 50/60Hz
Air flow rate, free blowing	570/620m³/h	570m³/h	440/480m³/h
Air flow rate, Equipped with standard filter mat	1xLK6626.300: 456/496m³/h	1xLK6626.300: 456m³/h	1xLK6626.300: 352/384m³/h
Rated current	0.28/0.31A	1.0A	0.27/0.28A
Power	58/75W	51W	56/62W
Noise level	59/61dBA	33dBA	58/61dBA
Temperature range	-10˚C~60˚C	-10˚C~60˚C	-10˚C~60˚C

DIMENSION (mm)

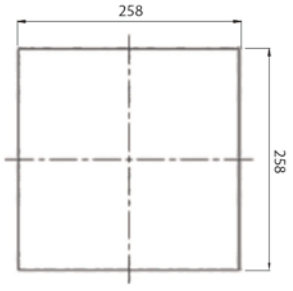

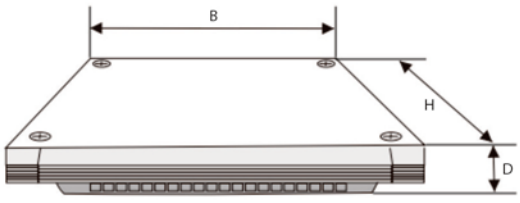

CABINET ROOF FAN REF600 series





IP43 CE -10 +60°C

Installation conditions

- Quick installation: simply snap it into place without screws
- Adjustable buckle fits cabinets with thicknesses ranging from 1.5~3.5mm
- Rated IP43; includes standard G3-grade filter cotton
- Filter cotton can be replaced quickly without tools-just turn the top knob
- AC voltage is standard; DC voltage is available upon request

SPECIFICATION

Fan model	REF600.230	REF600.115	REF600.024
Rated working voltage V/Hz	230V AC 50/60Hz	230V AC 50/60Hz	24V DC
Air flow rate, free blowing	480/520m³/h	480/520m³/h	500m³/h
Air flow rate, Equipped with standard filter mat	1xLK6626.300: 384/416m³/h	1xLK6626.300: 384/416m³/h	1xLK6626.300: 544m³/h
Rated current	0.44/0.48A	0.88/0.96A	0.80A
Power	64/76W	64/76W	19.2W
Noise level	48/52dBA	48/52dBA	48/52dBA
Temperature range	-10°C~60°C	-10°C~60°C	-10°C~60°C

DIMENSION (mm)

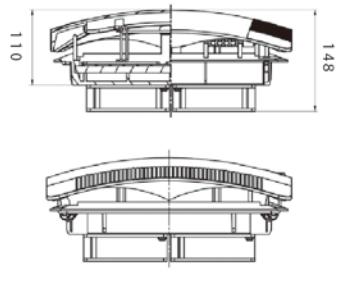

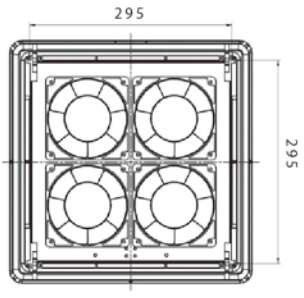

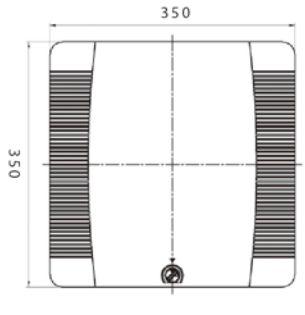

REF700/1400 series CABINET ROOF FAN





IP32 CE -20 +80°C

Characteristic

- Quick installation, can be directly buckled without the need for screws to fix
- Adjustable buckle, suitable for cabinets with different thicknesses of 1.5-3.5mm
- IP32, standard g3 grade filter cotton
- Quickly replace the filter cotton without the need for tools, directly open the top knob
- AC voltage is standard as a standard configuration

SPECIFICATION

Fan model	REF700.230 (115V,400V Customizable)	REF1400.230 (115V,400V Customizable)
Rated working voltage V/Hz	230V AC 50/60Hz	230V AC 50/60Hz
Air flow rate, free blowing	550/600m³/h	1150/1350m³/h
Air flow rate, Equipped with standard filter mat	1xLK6626.300: 380/410m³/h	1xLK6626.300: 750/950m³/h
Rated current	0.30/0.35A	0.55/0.65A
Power	55/65W	110/150W
Noise level	62/65dBA	68/71dBA
Temperature range	-20°C~80°C	-20°C~80°C

DIMENSION (mm)

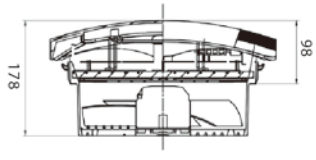

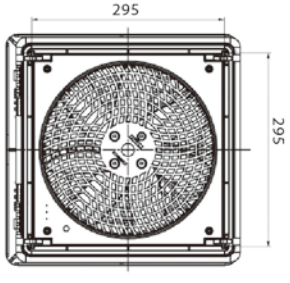

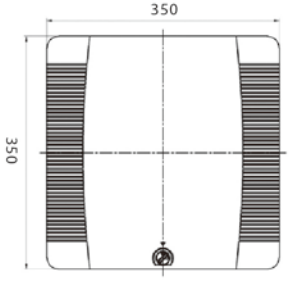

Data page for ref only ,
details & doubts please email: info@linkwell.org

LINKWELL ELECTRIC

CABINET ROOF FAN
(stainless steel)

PTF series



PTF 29387



PTF 378119

IP32 CE -25 +55 ℃

SPECIFICATION

Fan model	PTF 29387 (115V,400V Customizable)	PTF 378119 (115V,400V Customizable)
Rated working voltage V/Hz	230V AC 50/60Hz	230V AC 50/60Hz
Air flow rate, free blowing	440/480m³/h	1200/1340m³/h
Air flow rate, Equipped with standard filter mat	1xLK6626.300: 352/384m³/h	1xLK6626.300: 960/1072m³/h
Rated current	0.27/0.28A	0.60/0.88A
Power	56/62W	120/180W
Noise level	58/61dBA	68/71dBA
Temperature range	-10°C~60°C	-10°C~60°C

DIMENSION (mm)

PTF 29387

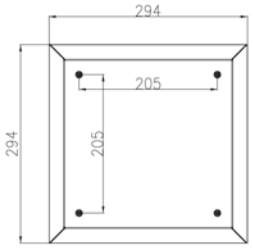

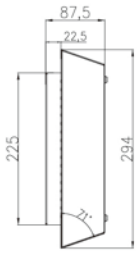

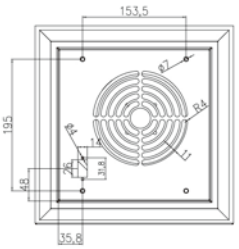

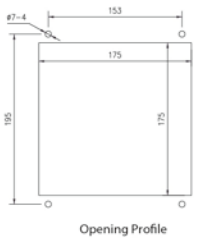

Opening Profile

PTF 378119

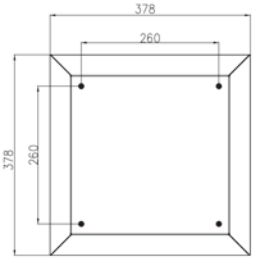

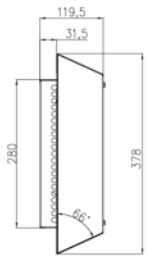

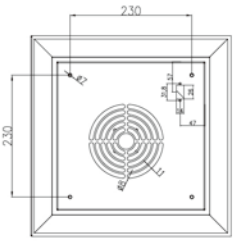

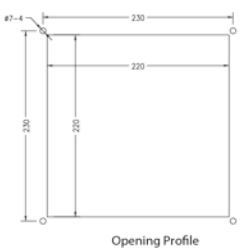

Opening Profile

PTF series

CABINET ROOF FAN

(stainless steel)



PTF 398150



PTF 36890

IP32 CE -25 +55 °C

SPECIFICATION

Fan model	PTF 398150 (115V,400V Customizable)	PTF 36890 (115V,400V Customizable)
Rated working voltage v/hz	230V AC 50/60Hz	230V AC 50/60Hz
Air flow rate, free blowing	1200/1340m³/h	700/750m³/h
Air flow rate, Equipped with standard filter mat	1xLK6626.300: 960/1072m³/h	1xLK6626.300: 560/600m³/h
Rated current	0.60/0.88A	0.25/0.27A
Power	120/180W	31/33W
Noise level	68/71dBA	65/67dBA
Temperature range	-10°C~60°C	-10°C~60°C

DIMENSION (mm)

PTF 398150

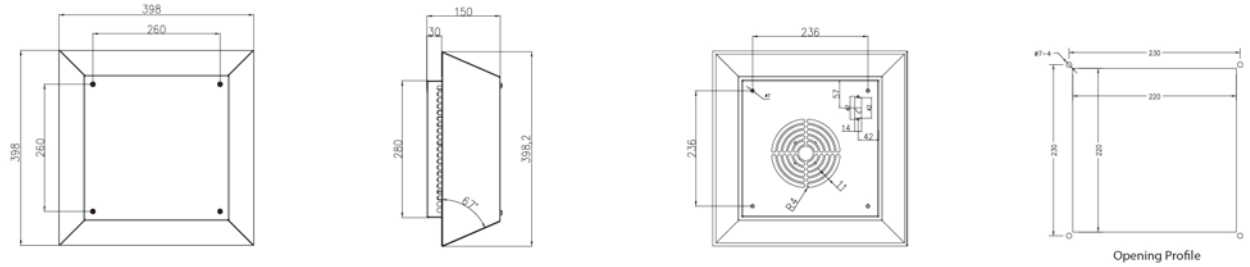

PTF 36890

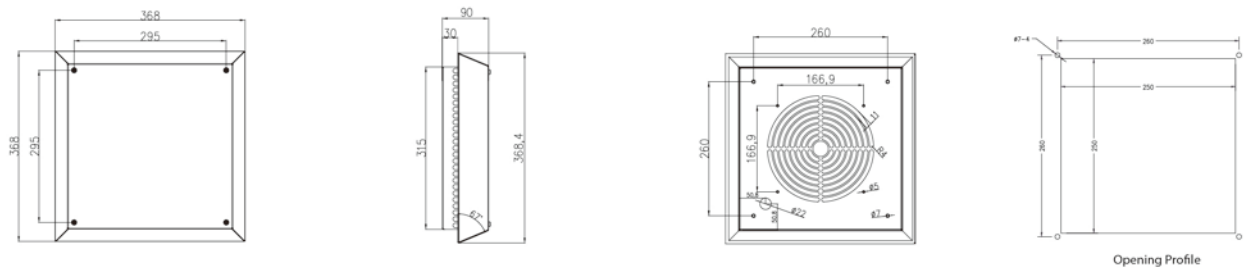

Data page for ref only ,
details & doubts please email: info@linkwell.org

CABINET ROOF FAN PTF series





Customizable stainless steel material

IP32 CE -10 +65 ℃

Installation Conditions

- The ambient temperature should be lower than the required temperature inside the control cabinet, when there is insufficient space in the cabinet to install a side mounted filter fan, top mounted fans can be considered
- The cabinet top mounted fan extracts the hot air from the top of the control cabinet while dissipating the heat inside the cabinet outside,
- The use of centrifugal fans can not only avoid the formation of vortex like whirlwinds in the discharge of ordinary shielded magnetic pole fans, but also reduce the
- The noise generated by low air friction with each other

SPECIFICATION

Fan model	PTF60260 (115V,400V Customizable)	PTF60290 (115V,400V Customizable)
Rated working voltage V/Hz	230V AC 50/60Hz	230V AC 50/60Hz
Air flow rate, free blowing	2500/2900m³/h	3500m³/h
Air flow rate, Equipped with standard filter mat	4xLK6626.300: 2000m³/h	1xLK6626.300: 2800m³/h
Rated current	0.78/1.0A	1.2A
Power	170/230W	280W
Noise level	66/69dBA	70dBA
Temperature range	-10˚C~65˚C	-10˚C~65˚C

DIMENSION (mm)

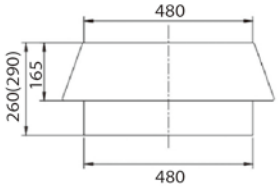



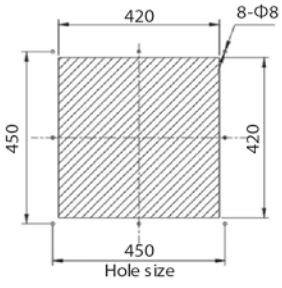

Electrical wiring diagram

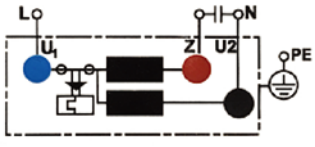

KRF series

CABINET ROOF FAN





Installation conditions

- The ambient temperature should be lower than the required temperature inside the control cabinet
  When there is insufficient space in the cabinet to install a side mounted filter fanConsider using a top mounted fan
- The cabinet mounted fan extracts the hot air from the top of the control cabinet while dissipating the heat inside the cabinet outside, protecting the electrical components
  inside the control cabinet from operating within a controllable temperature range. And it does not occupy internal space
- Centrifugal fans are mainly capable of discharging high heat loads with maximum efficiency. The use of centrifugal fans can not only avoid the formation of eddy currents
  in the discharge of ordinary shielded magnetic pole fans, but also reduce the noise generated by air friction

SPECIFICATION

Fan model	KRF 670 (115V,400V Customizable)	KRF 1410 (115V,400V Customizable)
Rated working voltage V/Hz	230V AC 50/60Hz	230V AC 50/60Hz
Air flow rate, free blowing	570/620m³/h	1200/1340m³/h
Air flow rate, Equipped with standard filter mat	1xLK6626.300: 456/496m³/h	1xLK6626.300: 960/1072m³/h
Rated current	0.28/0.31A	0.60/0.88A
Power	58/75W	120/180W
Noise level	59/61dBA	68/71dBA
Temperature range	-10°C~60°C	-10°C~60°C

DIMENSION (mm)

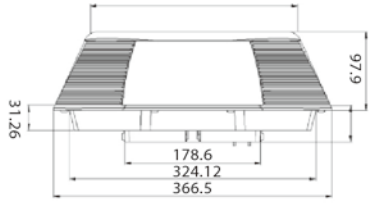

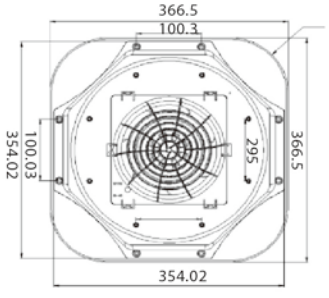

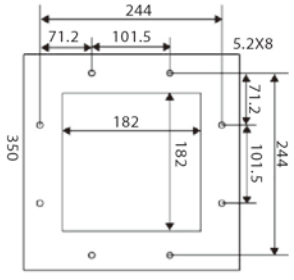

Data page for ref only ,
details & doubts please email: info@linkwell.org

LINKWELL ELECTRIC

CABINET ROOF FAN RCF480 series



Characteristic

- Compact 1U design with low noise; can be installed anywhere on a standard 482.6mm (19-inch) plane
- Can be used with a front exhaust outlet filter to create a chimney effect for optimal airflow

IP33 CE -20 +55 ℃

SPECIFICATION

Model No.	RCF480-230	RCF480-115	RCF480-024
Dimensions (WxHxD)	484 x 44.5 x 205.5mm		
Air flow parameters			
Non resistance air volume	408/450m³/h		650m³/h
Noise level (DIN 45 635)	48/52dB(A)	48/52dB(A)	48dB(A)
Duty cycle	100%		
Electrical data:			
Fan motor	Capacitor motor		Dcmotor
Rated voltage	230VAC	115VAC	24VDC
Range of operation	220-240V	100-125V	20-26VDC
Frequency	50Hz/60 Hz	50Hz/60 Hz	-
Powerconsumption	57/54W	57/54W	14.4W
Rated current	0.36/0.33 A	0.72/0.66 A	0.60 A

DIMENSION (mm)

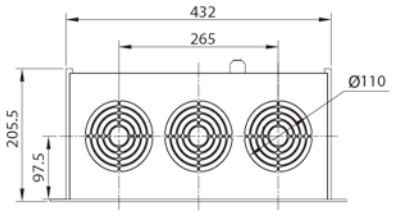

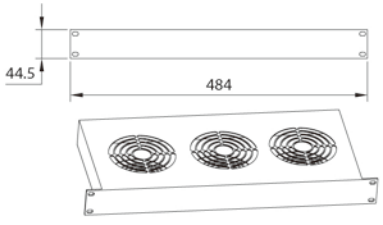

Cutout size diagram

